

# 25/30/33D-9(E) 35DA-9

Diesel Counterbalance Trucks

MOVING YOU FURTHER

HYUNDAI HEAVY INDUSTRIES



 **HYUNDAI**

---

# Your satisfaction is **our priority!**

Hyundai introduces the **9-series** forklifts.

The newly designed counterbalance trucks provide optimal safety, optimised ergonomics and offer a benchmark for serviceability.

---



---

## **New Diesel Forklift with Proven Quality and Advanced Technology**

- **Wide range of safety features**
- **Maximum performance**
- **Optimised Ergonomics**
- **Minimised service down time**





# Safety features



## Safety lamps & rear reflectors

Halogen headlights and rear LED combination lights offers the driver visibility in all circumstances. Rear reflectors mounted on the counterweight enhance machine visibility and safe operation. Full LED available as option



## Excellent visibility for safe operation

Optimized lift cylinder arrangement provides operator with wider visibility. The panoramic mirror expands the driver's view when backing up.

**Load weight indication**  
(Optional)

**Machine pitch indication**  
(Warning-Red)

**Signal / Warning light**

**Gear (F / N / R)**

**Speedometer**

**Mast tilting degree**  
(Alarm-Red)

**Machine roll indication**  
(Warning-Red)

## Advanced LCD Monitor

The LCD colour monitor clearly informs the driver. Aside general operational information, safety warnings and speed limits are immediately shown to the driver

The improved safety features provide the operator safe and efficient work.

# 25/30/33D-9 25/30/33D-9E 35DA-9



### Rear View Camera (option)

The view from the camera will automatically be on the display when the reverse direction is selected



### Speed limiter \*

A programmable speed limiter is standard delivered on the truck. The maximum speed can be programmed through the display by a service technician.

\* Not on 25-30-33D-9E series



### Engine start limit

To avoid use of the truck by non qualified drivers and to protect the truck from theft. A personal activation / entrance code is delivered

### OPSS (Operator Presence Sensing System)

When the operator is not in the seat all mast and drive movements are impossible.



### Standard: HAC (Hill assist control) \*

When stopping on a ramp the hill launch system will avoid the machine rolling backwards when driving of.

\* Not on 25-30-33D-9E series



### Fuel lock latch

To avoid fuel theft a lock is mounted on the fuel latch.



### Lockable fuel cap (option)

Additional fuel theft protection is possible by a lockable fuel cap.



# Ergonomic & Productivity features



## Spacious Operator Cabin

The newly designed cabin provides wide visibility and spacious environment, ensuring all day comfort for the operator. The ergonomically designed driver's space with the LCD colour monitor provides clear information and comfort to the operator thanks to clear information and good safety indications for a trustworthy operation.



## Optimized pedal position

The revised position of the pedals offer smoother driving while increasing serviceability and reducing noise production.



## Low entrance height

The low entrance height ensures easy and safe access for the operator.



## Adjustable steering Wheel

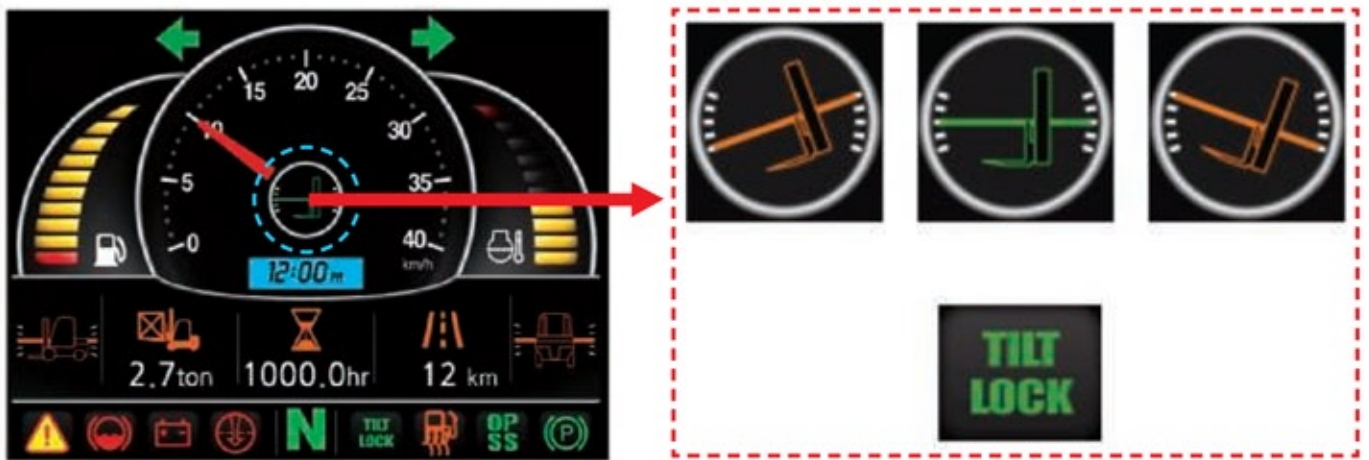
To achieve a comfortable drive position, the angle of the steering column can easily be adjusted.



## Comfortable Grammer Seat

Great comfort is offered to the driver by a suspended seat with weight adjuster.

# 25/30/33D-9 25/30/33D-9E 35DA-9



## Auto Fork Leveling System

With the auto tilt button pushed and tilting forward or backwards, the mast will stop in the upright position.



## Fingertip system (Option)

The newly designed fingertip system combines the ease of the mini-levers with the directional switch mounted on the console.



## Functions controlled on the levers

With the directional switch mounted on the lift lever and the tilt lock switch on the second lever, the driver has control over mast and drive functions without taking his hand of the steering wheel. This offers an improvement in Productivity, ergonomics and safety.

# Fast and Easy Maintenance



## Large Engine Hood

Highly accessible engine compartment assures fast and efficient maintenance. The enlarged air cleaner (8") extended service time of engine.

Maintenance Management				
Item	Interval	Elapse Count		Alarm
Axle Planetary Ge...	100	2	0	✓
Transmission Oil	100	2	0	✓
Transmission Oil F...	100	2	0	✓
Hydraulic Tank Ai...	250	2	0	✓
Air Cleaner Comp...	450	2	0	✓
Engine Oil Filter	500	2	0	✓

## Maintenance Management display

Fast and easy access to maintenance information via the display ensures optimised up-time. When service is needed the driver receives a clear warning for quick interventions.



## Clutch Protection System

The clutch protection system prevents excessive use of inching.

## DCSR (Direction change shock relieve)

When inverting direction the drive line is protected by this system. Only at low speed the direction change is allowed.



An ideal arrangement of components ensures easy access and convenience for maintenance.

## **25/30/33D-9** **25/30/33D-9E** **35DA-9**



### **Rear Tire Cover**

The engine and cooling systems are protected from clogging by rear tire covers.



### **Under Cover (Optional)**

To protect the engine and cooling system in a harsh and dusty environment a protective plate is available.



## **25/30/33D-9 & 35DA-9**

### **KUBOTA V3307 Engine**

**50 kW / 2,300 rpm**

#### **High Power Engine - KUBOTA V3307**

Due to the advanced engine systems on the Kubota V3307, ultra low emissions Stage IIIB) are achieved without the use of a particle filter. Because only a DOC (Diesel oxidation catalyst) is used no downtime is created by the after treatment device. The Kubota engine avoids particle filter regeneration and avoids any down-time.



## **25/30/33D-9E**

### **YANMAR 4TNE92 Engine**

**33.4 kW / 2,450 rpm**

#### **High Power Engine - YANMAR 4TNE92**

Market approved quality of YANMAR 4TNE92 engine ensures incomparable performance, durability and excellent fuel efficiency. This engine meets EU stage III A emission regulations.

# New 9 Series

## Mast Specification (25D-9 & 25D-9E)

Mast Type		Maximum Fork Height		Overall Height (Lowered)		Free Lift Height				Tilt Angle (deg)	Load Capacity without side shift				Load Capacity with side shift			
						With Load Backrest		Without Load Backrest			Single Tire		Double Tire		Single Tire		Double Tire	
		inch	mm	inch	mm	inch	mm	inch	mm		24 in LC	500 mm LC	24 in LC	500 mm LC	24 in LC	500 mm LC	24 in LC	500 mm LC
		lb	kg	lb	kg	lb	kg	lb	kg		lb	kg	lb	kg	lb	kg	lb	kg
2-Stage Limited free lift	V300	118.3	3005	79.7	2025	4.5	155	4.5	155	6/10	5000	2500	5000	2500	5000	2500	5000	2500
	*V330	130.1	3305	85.6	2175	4.5	155	4.5	155	6/10	5000	2500	5000	2500	5000	2500	5000	2500
	V350	138.0	3505	89.6	2275	4.5	155	4.5	155	6/10	5000	2500	5000	2500	5000	2500	5000	2500
	V370	145.9	3705	95.5	2425	4.5	155	4.5	155	6/10	5000	2500	5000	2500	5000	2460	5000	2500
	V400	157.7	4005	101.4	2575	4.5	155	4.5	155	6/10	5000	2500	5000	2500	5000	2380	5000	2500
	V430	169.5	4305	107.3	2725	4.5	155	4.5	155	6/6	5000	2480	5000	2500	5000	2360	5000	2500
	V450	177.4	4505	113.2	2875	4.5	155	4.5	155	6/6	5000	2430	5000	2500	4870	2310	5000	2460
2-Stage full free lift	V470	185.2	4705	117.1	2975	4.5	155	4.5	155	6/6	4960	2390	5000	2500	4740	2270	5000	2380
	V500	197.0	5005	123.0	3125	4.5	155	4.5	155	6/6	4850	2330	5000	2430	4630	2210	5000	2310
	VF295	117.2	2976	79.7	2025	33.3	845	54.2	1377	6/6	5000	2500	5000	2500	5000	2500	5000	2500
3-Stage full free lift	VF325	129.0	3276	85.1	2175	38.7	995	60.2	1527	6/6	5000	2500	5000	2500	5000	2460	5000	2500
	VF345	136.9	3476	89.6	2275	43.1	1095	64.1	1627	6/6	5000	2500	5000	2500	5000	2380	5000	2460
	TF370/TS370	145.9	3705	71.9	1825	25.4	645	46.3	1177	6/6	5000	2500	5000	2500	5000	2460	5000	2500
4-Stage full free lift	TF400/TS400	157.7	4005	75.8	1925	29.3	745	50.3	1277	6/6	5000	2500	5000	2500	5000	2380	5000	2500
	TF430/TS430	169.5	4305	79.7	2025	33.3	845	54.2	1377	6/6	5000	2440	5000	2500	5000	2320	5000	2460
	TF450/TS450	177.4	4505	83.7	2125	37.2	945	58.1	1477	6/6	5000	2410	5000	2500	4850	2290	5000	2380
	TF470/TS470	185.2	4705	85.6	2175	39.2	995	60.1	1527	6/6	4920	2360	5000	2450	4700	2240	4860	2330
	TF500/TS500	197.0	5005	89.6	2275	43.1	1095	64.1	1627	6/6	4810	2310	4940	2400	4590	2190	4720	2280
	TF550/TS550	216.7	5505	97.4	2475	51.0	1295	71.9	1827	6/6	3240	1550	4780	2310	3020	1430	4560	2190
	TF600/TS600	236.4	6005	105.3	2675	58.9	1495	79.8	2027	6/6	2930	1400	4590	2210	2710	1280	4370	2090
	TF650/TS650	256.1	6505	113.2	2875	66.7	1695	87.7	2227	3/3	2840	1350	4540	2180	2620	1230	4320	2060
	TF700/TS700	275.8	7005	121.1	3075	74.6	1895	95.6	2427	3/3	2430	1150	4370	2100	2210	930	4150	1980
4-Stage full free lift	QF610	240.7	6115	85.0	2160	38.6	980	59.5	1512	3/3	3330	1600	4410	2120	3110	1480	4190	2000
	QF660	260.4	6615	92.9	2360	46.5	1180	67.4	1712	3/3	2910	1400	4230	2040	2690	1280	4010	1920
	QF700	276.2	7015	96.9	2460	50.4	1280	71.3	1812	3/3	2290	1100	4120	1980	2070	980	3900	1860
	QF745	293.9	7465	102.8	2610	56.3	1430	77.2	1962	3/3	1680	800	3420	1650	1460	680	3200	1530
	QF790	311.6	7915	108.7	2760	62.2	1580	83.1	2112	3/3	1260	600	2600	1250	1240	480	2380	1130

## Mast Specification (30D-9 & 30D-9E)

Mast Type		Maximum Fork Height		Overall Height (Lowered)		Free Lift Height				Tilt Angle (deg)	Load Capacity without side shift				Load Capacity with side shift			
						With Load Backrest		Without Load Backrest			Single Tire		Double Tire		Single Tire		Double Tire	
		inch	mm	inch	mm	inch	mm	inch	mm		24 in LC	500 mm LC	24 in LC	500 mm LC	24 in LC	500 mm LC	24 in LC	500 mm LC
		lb	kg	lb	kg	lb	kg	lb	kg		lb	kg	lb	kg	lb	kg	lb	kg
2-Stage Limited free lift	V300	118.3	3005	80.3	2040	4.5	155	4.5	155	6/10	6000	3000	6000	3000	6000	3000	6000	3000
	*V330	130.1	3305	86.2	2190	4.5	155	4.5	155	6/10	6000	3000	6000	3000	6000	3000	6000	3000
	V350	138.0	3505	90.2	2290	4.5	155	4.5	155	6/10	6000	3000	6000	3000	6000	3000	6000	3000
	V370	145.9	3705	96.1	2440	4.5	155	4.5	155	6/10	6000	3000	6000	3000	6000	2930	6000	3000
	V400	157.7	4005	102.0	2590	4.5	155	4.5	155	6/10	6000	3000	6000	3000	6000	2820	6000	3000
	V430	169.5	4305	107.9	2740	4.5	155	4.5	155	6/6	6000	2960	6000	3000	6000	2780	6000	2950
	V450	177.4	4505	113.8	2890	4.5	155	4.5	155	6/6	6000	2920	6000	3000	5800	2740	6000	2825
2-Stage full free lift	V470	185.2	4705	117.7	2990	4.5	155	4.5	155	6/6	5910	2850	6000	2930	5610	2670	5830	2755
	V500	197.0	5005	123.6	3140	4.5	155	4.5	155	6/6	5820	2650	5970	2890	5520	2470	5670	2715
	VF295	117.2	2976	80.3	2040	33.9	860	51.7	1314	6/6	6000	3000	6000	3000	6000	3000	6000	3000
3-Stage full free lift	VF325	129.0	3276	85.1	2190	38.7	1010	60.2	1464	6/6	6000	3000	6000	3000	6000	2950	6000	3000
	VF345	136.9	3476	90.2	2290	43.7	1110	61.6	1564	6/6	6000	3000	6000	3000	6000	2820	6000	2950
	TF370/TS370	145.9	3705	72.4	1840	26.0	660	43.9	1114	6/6	6000	3000	6000	3000	6000	2820	6000	3000
4-Stage full free lift	TF400/TS400	157.7	4005	76.4	1940	29.9	760	47.8	1214	6/6	6000	3000	6000	3000	6000	2800	6000	2950
	TF430/TS430	169.5	4305	80.3	2040	33.9	860	51.7	1314	6/6	6000	2930	6000	3000	5810	2750	6000	2825
	TF450/TS450	177.4	4505	84.3	2140	37.8	960	55.7	1414	6/6	5930	2880	6000	2940	5630	2700	5830	2765
	TF470/TS470	185.2	4705	86.2	2190	39.8	1010	57.6	1464	6/6	5890	2850	5970	2900	5590	2670	5670	2725
	TF500/TS500	197.0	5005	90.2	2290	43.7	1110	61.6	1564	6/6	5730	2700	5840	2840	5430	2520	5540	2665
	TF550/TS550	216.7	5505	98.0	2490	51.6	1310	69.4	1764	6/6	3660	1750	5640	2720	3360	1570	5340	2545
	TF600/TS600	236.4	6005	105.9	2690	59.4	1510	77.3	1964	6/6	3020	1450	5450	2630	2720	1270	5150	2455
	TF650/TS650	256.1	6505	113.8	2890	67.3	1710	85.2	2164	3/3	2930	1400	5380	2590	2630	1220	5080	2415
	TF700/TS700	275.8	7005	121.7	3090	75.2	1910	93.1	2364	3/3	2540	1200	5200	2500	2240	1020	4900	2325
4-Stage full free lift	QF610	240.7	6115	85.6	2175	39.2	995	57.0	1449	3/3	3530	1700	5290	2560	3230	1520	4990	2385
	QF660	260.4	6615	93.5	2375	47.0	1195	64.9	1649	3/3	3130	1500	5090	2460	2830	1320	4790	2285
	QF700	276.2	7015	97.4	2475	51.0	1295	68.9	1749	3/3	2510	1200	4960	2400	2210	1020	4660	2225
	QF745	293.9	7465	103.3	2625	56.9	1445	74.8	1899	3/3	1870	900	4830	2320	1570	720	4530	2145
	QF790	311.6	7915	109.3	2775	62.8	1595	80.7	2049	3/3	1480	700	4650	2230	1180	520	4350	2055



# 25/30/33D-9 25/30/33D-9E 35DA-9

## Mast Specification (33D-9 & 33D-9E)

Mast Type		Maximum Fork Height		Overall Height (Lowered)		Free Lift Height				Tilt Angle (deg)	Load Capacity without side shift				Load Capacity with side shift			
		inch	mm	inch	mm	With Load Backrest		Without Load Backrest			Single Tire		Double Tire		Single Tire		Double Tire	
						inch	mm	inch	mm		24 in LC	500 mm LC	24 in LC	500 mm LC	24 in LC	500 mm LC	24 in LC	500 mm LC
		lb	kg	lb	kg	lb	kg	lb	kg									
2-Stage Limited free lift	V300	118.3	3005	83.1	2110	4.5	155	4.5	155	6/10	6500	3300	6500	3300	6500	3300	6500	3300
	*V330	130.1	3305	89.0	2260	4.5	155	4.5	155	6/10	6500	3300	6500	3300	6500	3300	6500	3300
	V350	138.0	3505	92.9	2360	4.5	155	4.5	155	6/10	6500	3300	6500	3300	6500	3300	6500	3300
	V370	145.9	3705	98.8	2510	4.5	155	4.5	155	6/10	6500	3300	6500	3300	6500	3210	6500	3300
	V400	157.7	4005	104.7	2660	4.5	155	4.5	155	6/10	6500	3300	6500	3300	6500	3120	6500	3300
	V430	169.5	4305	110.6	2810	4.5	155	4.5	155	6/6	6500	3250	6500	3300	6500	3070	6500	3250
	V450	177.4	4505	116.5	2960	4.5	155	4.5	155	6/6	6500	3190	6500	3300	6500	3010	6500	3125
2-Stage full free lift	V470	185.2	4705	120.5	3060	4.5	155	4.5	155	6/6	6500	3140	6500	3240	6300	2960	6500	3065
	V500	197.0	5005	126.4	3210	4.5	155	4.5	155	6/6	6420	3100	6500	3170	6120	2920	6500	2995
	VF295	117.2	2976	83.1	2110	36.6	930	54.5	1384	6/6	6500	3300	6500	3300	6500	3300	6500	3300
3-Stage full free lift	VF325	129.0	3276	88.3	2260	41.9	1080	60.1	1534	6/6	6500	3300	6500	3300	6500	3210	6500	3300
	VF345	136.9	3476	89.0	2260	46.5	1180	64.3	1634	6/6	6500	3300	6500	3300	6500	3120	6500	3250
	TF370/TS370	145.9	3705	75.2	1910	28.7	730	43.9	1114	6/6	6500	3300	6500	3300	6500	3120	6500	3250
3-Stage full free lift	TF400/TS400	157.7	4005	79.1	2010	32.7	830	47.8	1214	6/6	6500	3250	6500	3300	6500	3070	6500	3125
	TF430/TS430	169.5	4305	83.1	2110	36.6	930	51.7	1314	6/6	6500	3180	6500	3280	6500	3000	6500	3105
	TF450/TS450	177.4	4505	87.0	2210	40.6	1030	55.7	1414	6/6	6500	3120	6500	3220	6270	2940	6500	3045
	TF470/TS470	185.2	4705	89.0	2260	42.5	1080	57.6	1464	6/6	6350	3080	6500	3170	6050	2900	6290	2995
	TF500/TS500	197.0	5005	92.9	2360	46.5	1180	61.6	1564	6/6	6260	3030	6390	3110	5960	2850	6090	2935
	TF550/TS550	216.7	5505	100.8	2560	54.3	1380	69.4	1764	6/6	4560	2200	6170	2990	4260	2020	5870	2815
	TF600/TS600	236.4	6005	108.7	2760	62.2	1580	77.3	1964	6/6	3130	1500	5950	2870	2830	1320	5650	2695
	TF650/TS650	256.1	6505	116.5	2960	70.1	1780	85.2	2164	3/3	3060	1450	5910	2830	2760	1280	5610	2655
	TF700/TS700	275.8	7005	124.4	3160	78.0	1980	93.1	2364	3/3	2650	1250	5710	2730	2350	1080	5410	2555
	4-Stage full free lift	QF610	240.7	6115	87.6	2225	41.1	1045	57.0	1449	3/3	3750	1800	5930	2870	3450	1620	5630
QF660		260.4	6615	95.5	2425	49.0	1245	64.9	1649	3/3	3330	1600	5730	2770	3030	1420	5430	2595
QF700		276.2	7015	99.4	2525	53.0	1345	68.9	1749	3/3	2710	1300	5600	2700	2410	1120	5300	2525
QF745		293.9	7465	105.3	2675	58.9	1495	74.8	1899	3/3	2090	1000	5420	2620	1790	820	5210	2445
QF790		311.6	7915	111.2	2825	64.8	1645	80.7	2049	3/3	1680	800	5250	2530	1380	620	4950	2355

## Mast Specification (35DA-9)

Mast Type		Maximum Fork Height		Overall Height (Lowered)		Free Lift Height				Tilt Angle (deg)	Load Capacity without side shift				Load Capacity with side shift			
		inch	mm	inch	mm	With Load Backrest		Without Load Backrest			Single Tire		Double Tire		Single Tire		Double Tire	
						inch	mm	inch	mm		24 in LC	500 mm LC	24 in LC	500 mm LC	24 in LC	500 mm LC	24 in LC	500 mm LC
		lb	kg	lb	kg	lb	kg	lb	kg									
2-Stage Limited free lift	V300	118.3	3005	83.1	2110	4.5	155	4.5	155	6/10	7000	3500	7000	3500	7000	3500	7000	3500
	*V330	130.1	3305	89.0	2260	4.5	155	4.5	155	6/10	7000	3500	7000	3500	7000	3500	7000	3500
	V350	138.0	3505	92.9	2360	4.5	155	4.5	155	6/10	7000	3500	7000	3500	7000	3440	7000	3500
	V370	145.9	3705	98.8	2510	4.5	155	4.5	155	6/10	7000	3500	7000	3500	6890	3390	7000	3460
	V400	157.7	4005	104.7	2660	4.5	155	4.5	155	6/10	7000	3500	7000	3500	6730	3310	6860	3380
	V430	169.5	4305	110.6	2810	4.5	155	4.5	155	6/6	6950	3420	7000	3500	6580	3230	6710	3300
	V450	177.4	4505	116.5	2960	4.5	155	4.5	155	6/6	6850	3370	7000	3470	6470	3180	6620	3250
2-Stage full free lift	V470	185.2	4705	120.5	3060	4.5	155	4.5	155	6/6	6750	3310	6930	3420	6380	3130	6530	3200
	V500	197.0	5005	126.4	3210	4.5	155	4.5	155	6/6	6600	3240	6800	3350	6250	3060	6380	3140
	VF295 / VS295	117.2	2976	83.1	2110	36.6	930	54.5	1384	6/6	7000	3500	7000	3500	7000	3500	7000	3500
3-Stage full free lift	VF325 / VS325	129.0	3276	89.0	2260	41.9	1080	60.1	1534	6/6	7000	3500	7000	3500	7000	3460	7000	3500
	VF345 / VS345	136.9	3476	92.9	2360	46.5	1180	64.3	1634	6/6	7000	3500	7000	3500	6900	3400	7000	3460
	TF370/TS370	145.9	3705	75.2	1910	28.7	730	43.9	1114	6/6	7000	3500	7000	3500	6750	3320	6860	3390
3-Stage full free lift	TF400/TS400	157.7	4005	79.1	2010	32.7	830	47.8	1214	6/6	6950	3440	7000	3500	6600	3240	6730	3320
	TF430/TS430	169.5	4305	83.1	2110	36.6	930	51.7	1314	6/6	6820	3360	7000	3460	6460	3170	6600	3250
	TF450/TS450	177.4	4505	87.0	2210	40.6	1030	55.7	1414	6/6	6710	3310	6890	3410	6380	3120	6510	3200
	TF470/TS470	185.2	4705	89.0	2260	42.5	1080	57.6	1464	6/6	6620	3260	6800	3360	6290	3080	6420	3160
	TF500/TS500	197.0	5005	92.9	2360	46.5	1180	61.6	1564	6/6	6490	3190	6670	3290	6160	3010	6290	3090
	TF550/TS550	216.7	5505	100.8	2560	54.3	1380	69.4	1764	6/6	4820	2340	6450	3170	4490	2190	6070	2980
	TF600/TS600	236.4	6005	108.7	2760	62.2	1580	77.3	1964	6/6	3100	1500	6230	3060	2810	1360	5870	2870
	TF650/TS650	256.1	6505	116.5	2960	70.1	1780	85.2	2164	3/3	2860	1380	6000	2950	2570	1240	5670	2770
	TF700/TS700	275.8	7005	124.4	3160	78.0	1980	93.1	2364	3/3	2570	1240	5800	2850	2280	1090	5500	2680
	4-Stage full free lift	QF610	240.7	6115	87.6	2225	41.1	1045	57.0	1449	3/3	5610	2710	6050	2950	5280	2560	5670
QF660		260.4	6615	95.5	2425	49.0	1245	64.9	1649	3/3	3800	1830	5830	2850	3470	1680	5470	2670
QF700		276.2	7015	99.4	2525	53.0	1345	68.9	1749	3/3	2770	1320	5700	2780	2460	1180	5640	2600
QF745		293.9	7465	105.3	2675	58.9	1495	74.8	1899	3/3	1930	920	5520	2690	1630	780	5190	2520
QF790		311.6	7915	111.2	2825	64.8	1645	80.7	2049	3/3	1360	640	5340	2600	1080	510	5010	2440



# New 9 Series

## Truck Weight (25D-9)

Mast Type		Truck Weight (Unloaded)			
		Single Tire		Double Tire	
		lb	kg	lb	kg
2-Stage Limited free lift	V300	8549	3878	8823	4002
	*V330	8591	3897	8867	4022
	V350	8629	3914	8904	4039
	V370	8655	3926	8933	4052
	V400	8743	3966	9019	4091
	V430	8858	4018	9134	4143
	V450	8907	4040	9182	4165
	V470	8940	4055	9213	4179
2-Stage full free lift	VF295	8593	3898	8878	4027
	VF325	8666	3931	8953	4061
	VF345	8719	3955	9023	4093
3-Stage full free lift	TF370/TS370	8792	3988	9079	4118
	TF400/TS400	8845	4012	9131	4142
	TF430/TS430	8884	4030	9171	4160
	TF450/TS450	8933	4052	9220	4182
	TF470/TS470	8964	4066	9248	4195
	TF500/TS500	9012	4088	9297	4217
	TF550/TS550	9098	4127	9383	4256
	TF600/TS600	9242	4192	9526	4321
	TF650/TS650	9343	4238	9630	4368
4-Stage full free lift	TF700/TS700	9427	4276	9713	4406
	QF610	9775	4434	10106	4584
	QF660	9907	4494	10236	4643
	QF700	9974	4524	10304	4674
	QF745	10075	4570	10406	4720
QF790	10295	4670	10626	4820	

## Truck Weight (25D-9E)

Mast Type		Truck Weight (Unloaded)			
		Single Tire		Double Tire	
		lb	kg	lb	kg
2-Stage Limited free lift	V300	8391	3806	8664	3930
	*V330	8433	3825	8708	3950
	V350	8470	3842	8746	3967
	V370	8496	3854	8774	3980
	V400	8585	3894	8860	4019
	V430	8699	3946	8975	4071
	V450	8748	3968	9023	4093
	V470	8781	3983	9054	4107
2-Stage full free lift	V500	8829	4005	9103	4129
	VF295	8435	3826	8719	3955
	VF325	8508	3859	8794	3989
3-Stage full free lift	VF345	8560	3883	8865	4021
	TF370/TS370	8633	3916	8920	4046
	TF400/TS400	8686	3940	8973	4070
	TF430/TS430	8726	3958	9012	4088
	TF450/TS450	8774	3980	9061	4110
	TF470/TS470	8805	3994	9090	4123
	TF500/TS500	8854	4016	9138	4145
	TF550/TS550	8940	4055	9224	4184
	TF600/TS600	9083	4120	9367	4249
4-Stage full free lift	TF650/TS650	9184	4166	9471	4296
	TF700/TS700	9268	4204	9555	4334
	QF610	9616	4362	9947	4512
	QF660	9749	4422	10077	4571
	QF700	9815	4452	10146	4602
QF745	9916	4498	10247	4648	
QF790	10137	4598	10467	4748	

## Truck Weight (30D-9)

Mast Type		Truck Weight (Unloaded)			
		Single Tire		Double Tire	
		lb	kg	lb	kg
2-Stage Limited free lift	V300	9431	4278	9638	4372
	*V330	9475	4298	9683	4392
	V350	9515	4316	9722	4410
	V370	9544	4329	9751	4423
	V400	9632	4369	9841	4464
	V430	9749	4422	9956	4516
	V450	9799	4445	10007	4539
	V470	9832	4460	10040	4554
2-Stage full free lift	V500	9883	4483	10090	4577
	VF295	9575	4343	9780	4436
	VF325	9652	4378	9857	4471
3-Stage full free lift	VF345	9729	4413	9934	4506
	TF370/TS370	9815	4452	10020	4545
	TF400/TS400	9870	4477	10073	4569
	TF430/TS430	9918	4499	10121	4591
	TF450/TS450	9974	4524	10179	4617
	TF470/TS470	10004	4538	10209	4631
	TF500/TS500	10055	4561	10258	4653
	TF550/TS550	10152	4605	10355	4697
	TF600/TS600	10306	4675	10509	4767
4-Stage full free lift	TF650/TS650	10419	4726	10622	4818
	TF700/TS700	10514	4769	10719	4862
	QF610	10719	4862	10963	4973
	QF660	10851	4922	11096	5033
	QF700	10971	4952	11162	5063
QF745	11019	4998	11263	5109	
QF790	11239	5098	11486	5210	

## Truck Weight (30D-9E)

Mast Type		Truck Weight (Unloaded)			
		Single Tire		Double Tire	
		lb	kg	lb	kg
2-Stage Limited free lift	V300	9257	4199	9464	4293
	*V330	9301	4219	9508	4313
	V350	9341	4237	9548	4331
	V370	9370	4250	9577	4344
	V400	9458	4290	9667	4385
	V430	9575	4343	9782	4437
	V450	9625	4366	9832	4460
	V470	9658	4381	9866	4475
2-Stage full free lift	V500	9709	4404	9916	4498
	VF295	9400	4264	9605	4357
	VF325	9478	4299	9683	4392
3-Stage full free lift	VF345	9555	4334	9760	4427
	TF370/TS370	9641	4373	9846	4466
	TF400/TS400	9696	4398	9899	4490
	TF430/TS430	9744	4420	9947	4512
	TF450/TS450	9799	4445	10004	4538
	TF470/TS470	9830	4459	10035	4552
	TF500/TS500	9881	4482	10084	4574
	TF550/TS550	9978	4526	10181	4618
	TF600/TS600	10132	4596	10335	4688
4-Stage full free lift	TF650/TS650	10245	4647	10448	4739
	TF700/TS700	10340	4690	10545	4783
	QF610	10545	4783	10789	4894
	QF660	10677	4843	10922	4954
	QF700	10743	4873	10988	4984
QF745	10844	4919	11089	5030	
QF790	11065	5019	11312	5131	

# 25/30/33D-9 25/30/33D-9E 35DA-9

## Truck Weight (33D-9)

Mast Type		Truck Weight (Unloaded)			
		Single Tire		Double Tire	
		lb	kg	lb	kg
2-Stage Limited free lift	V300	10015	4543	10256	4652
	*V330	10068	4567	10309	4676
	V350	10101	4582	10344	4692
	V370	10135	4597	10373	4705
	V400	10225	4638	10465	4747
	V430	10344	4692	10584	4801
	V450	10395	4715	10637	4825
	V470	10430	4731	10670	4840
2-Stage full free lift	V500	10483	4755	10723	4864
	VF295	10198	4626	10432	4732
	VF325	10278	4662	10511	4768
3-Stage full free lift	VF345	10355	4697	10586	4802
	TF370/TS370	10514	4769	10747	4875
	TF400/TS400	10562	4791	10796	4897
	TF430/TS430	10608	4812	10842	4918
	TF450/TS450	10655	4833	10891	4940
	TF470/TS470	10686	4847	10919	4953
	TF500/TS500	10734	4869	10968	4975
	TF550/TS550	10831	4913	11065	5019
	TF600/TS600	10992	4986	11226	5092
	TF650/TS650	11098	5034	11332	5140
4-Stage full free lift	TF700/TS700	11188	5075	11422	5181
	QF610	11270	5112	11515	5223
	QF660	11402	5172	11647	5283
	QF700	11468	5202	11713	5313
	QF745	11563	5245	11808	5356
	QF790	11790	5348	12037	5460

## Truck Weight (33D-9E)

Mast Type		Truck Weight (Unloaded)			
		Single Tire		Double Tire	
		lb	kg	lb	kg
2-Stage Limited free lift	V300	9868	4476	10108	4585
	*V330	9921	4500	10161	4609
	V350	9954	4515	10196	4625
	V370	9987	4530	10225	4638
	V400	10077	4571	10317	4680
	V430	10196	4625	10437	4734
	V450	10247	4648	10489	4758
	V470	10282	4664	10523	4773
2-Stage full free lift	V500	10335	4688	10575	4797
	VF295	10051	4559	10284	4665
	VF325	10130	4595	10364	4701
3-Stage full free lift	VF345	10207	4630	10439	4735
	TF370/TS370	10366	4702	10600	4808
	TF400/TS400	10414	4724	10648	4830
	TF430/TS430	10461	4745	10694	4851
	TF450/TS450	10507	4766	10743	4873
	TF470/TS470	10538	4780	10772	4886
	TF500/TS500	10586	4802	10820	4908
	TF550/TS550	10683	4846	10917	4952
	TF600/TS600	10844	4919	11078	5025
	TF650/TS650	10950	4967	11184	5073
4-Stage full free lift	TF700/TS700	11041	5008	11274	5114
	QF610	11122	5045	11367	5156
	QF660	11254	5105	11499	5216
	QF700	11321	5135	11565	5246
	QF745	11415	5178	11660	5289
	QF790	11642	5281	11889	5393

## Truck Weight (35DA-9)

Mast Type		Truck Weight (Unloaded)			
		Single Tire		Double Tire	
		lb	kg	lb	kg
2-Stage Limited free lift	V300	10304	4674	10559	4790
	*V330	10356	4698	10611	4813
	V350	10391	4713	10646	4829
	V370	10444	4737	10698	4853
	V400	10514	4769	10769	4885
	V430	10632	4823	10887	4938
	V450	10684	4846	10939	4962
	V470	10719	4862	10974	4978
2-Stage full free lift	V500	10772	4886	11026	5002
	VF295 / VS295	10488	4757	10736	4870
	VF325 / VS325	10565	4792	10814	4905
3-Stage full free lift	VF345 / VS345	10643	4828	10890	4940
	TF370/TS370	10802	4900	11050	5012
	TF400/TS400	10850	4922	11099	5034
	TF430/TS430	10896	4943	11144	5055
	TF450/TS450	10944	4964	11193	5077
	TF470/TS470	10974	4978	11222	5090
	TF500/TS500	11024	5000	11272	5113
	TF550/TS550	11120	5044	11368	5157
	TF600/TS600	11280	5117	11528	5229
	TF650/TS650	11387	5165	11636	5278
4-Stage full free lift	TF700/TS700	11476	5206	11725	5318
	QF610	11558	5243	11818	5361
	QF660	11691	5303	11951	5421
	QF700	11757	5333	12017	5451
	QF745	11851	5376	12111	5493
	QF790	12080	5479	12339	5597

# New 9 Series

## Dimensions



## Specifications

Identification		Hyundai				
1.1	Manufacturer	Hyundai				
1.2	Type	25D-9	30D-9	33D-9	35DA-9	
1.3	Drive: electric (battery or mains), diesel, petrol, fuel gas, manual	DIESEL	DIESEL	DIESEL	DIESEL	
1.4	Type of operation: hand, pedestrian, standing, seated, order picker	seated	seated	seated	seated	
1.5	Load capacity (standard) / Rated load	Q (kg)	2500	3000	3300	3500
1.6	Load center distance	c (mm)	500	500	500	500
1.8	Load distance, center of drive axle to forks	x (mm)	468	468	468	468
1.9	Wheelbase	y (mm)	1650	1700	1700	1700

Weights						
2.1	Service weight	kg	3888	4282	4561	4698
2.2	Axle loading, loaded front / rear	kg	5567 / 822	6375 / 906	6807 / 1054	7098 / 1100
2.3	Axle loading, unloaded front / rear	kg	1600 / 2288	1667 / 2615	1628 / 2933	1606 / 3092

Wheels, Chassis							
3.1	Tires : Pneumatic (P), Solid (S), Non-marking (N)		P	P	P	P	
3.2	Tires size, front	Single	7.00-12-14PR	28X9-15-14PR	28X9-15-14PR	28X9-15-14PR	
		Double	6.00-15-10PR	6.00-10-10PR	6.00-10-10PR	6.00-10-10PR	
3.3	Tires size, rear	Single	6.50-10-14PR	6.50-10-14PR	6.50-10-14PR	6.50-10-14PR	
		Double	6.50-10-12PR	6.50-10-12PR	6.50-10-12PR	6.50-10-12PR	
3.5	Number of wheels front / rear (x=driven wheels)		2x / 2	2x / 2	2x / 2	2x / 2	
3.6	Track width, front	Single	b10 (mm)	999	1005	1005	1005
		Double		1153	1153	1153	1153
3.7	Track width, rear	b11 (mm)	980	980	980	980	

Basic Dimensions							
4.1	Mast / fork carriage tilt forward / backward (α / β)	degrees	6 / 10	6 / 10	6 / 10	6 / 10	
4.2	Lowered mast height	h1 (mm)	2175	2190	2260	2260	
4.3	Free lift	h2 (mm)	155	155	155	155	
4.4	Lift height	h3 (mm)	3305	3305	3305	3305	
4.5	Extended mast height	h4 (mm)	4485	4485	4485	4485	
4.7	Overhead guard height (cabin)	h5 (mm)	2160 (2170)	2180 (2190)	2180 (2190)	2180 (2190)	
4.8	Seat height / standing height	h7 (mm)	1187	1212	1212	1212	
4.12	Coupling height	h10 (mm)	295	320	320	320	
4.19	Overall length	l1 (mm)	3657	3726	3782	3816	
4.20	Length to face of forks	l2 (mm)	2607	2676	2732	2766	
4.21	Overall width	Single	b1 (mm)	1200	1228	1228	1228
		Double					1517
4.22	Fork dimensions (hook type) (L x W x T)	l x e x s (mm)	1050 x 100 x 45	1050 x 122 x 45	1050 x 122 x 45	1050 x 122 x 45	
4.23	Fork carriage ISO 2328, class / type A, B		2A	3A	3A	3A	
4.24	Fork carriage width	b3 (mm)	1102	1102	1102	1102	
4.31	Ground clearance, loaded, under mast	m1 (mm)	130	145	145	145	
4.32	Ground clearance, centre of wheelbase	m2 (mm)	157	181	181	181	
4.33	Aisle width for pallets 1000 x 1200 crossways (L x W)	Ast (mm)	4010	4081	4131	4158	
4.34	Aisle width for pallets 800 x 1200 lengthways (W x L)	Ast (mm)	4210	4281	4331	4358	
4.35	Turning radius	Wa (mm)	2342	2413	2463	2490	
4.36	Smallest pivot point distance	b13 (mm)	714	731	731	731	

Performance Data						
5.1	Travel speed, unloaded	km/h	18.5	20.0	19.9	19.9
5.2	Lift speed, loaded / unloaded	mm/s	560 / 640	470 / 530	460 / 530	450 / 530
5.3	Lowering speed, loaded / unloaded	mm/s	500 / 450	500 / 450	500 / 450	500 / 450
5.5	Drawbar pull, loaded	kg	2686	2440	2443	2445
5.7	Gradient performance, loaded	%	40.7	31.4	29.0	27.1
5.10	Service brake		FOOT	FOOT	FOOT	FOOT


Engine						
6.1	Engine manufacturer / type		Kubota v3307	Kubota v3307	Kubota v3307	kubota V3307
6.2	Engine power acc. To ISO 1585	kW/rpm	50 (68 ps) / 2300	50 (68 ps) / 2300	50 (68 ps) / 2300	50 (67 ps) / 2300
6.3	Maximum Torque	kgf.m/rpm	23.3 / 1500	23.3 / 1500	23.3 / 1500	23.1 / 1500
6.4	No. of cylinder / cubic capacity	EA/cc	4 / 3331	4 / 3331	4 / 3331	4 / 3331
6.5	Fuel consumption acc. to VDI cycle	ℓ/h	3.2	3.4	3.6	3.6

Other Details						
8.1	Type of drive control		PowerShift	PowerShift	PowerShift	PowerShift
8.2	Operating pressure (system/attachments)	bar	182 / 162	196 / 162	196 / 162	216 / 162
8.3	Hydraulic oil flow (attachments)	ℓ / min	36	38	38	38
8.4	Sound level at driver's ear according to DIN 12053	db (A)	80	80	80	80
8.5	Trailer coupling, type DIN		PIN	PIN	PIN	PIN



# 25/30/33D-9 25/30/33D-9E 35DA-9

## Dimensions

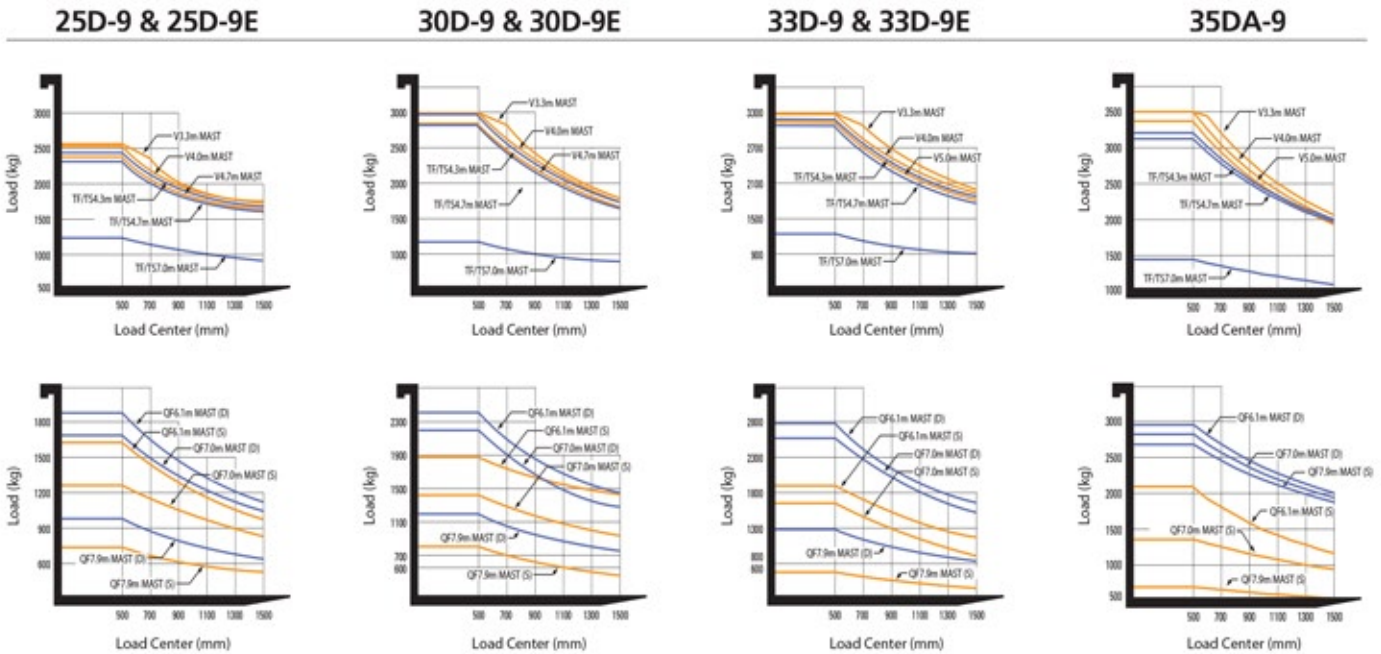


## Specifications

Identification		Hyundai				
1.1	Manufacturer	Hyundai				
1.2	Type	22D-9E	25D-9E	30D-9E	33D-9E	
1.3	Drive: electric (battery or mains), diesel, petrol, fuel gas, manual	DIESEL	DIESEL	DIESEL	DIESEL	
1.4	Type of operation: hand, pedestrian, standing, seated, order picker	seated	seated	seated	seated	
1.5	Load capacity (standard) / Rated load	Q (kg)	2200	2500	3000	3300
1.6	Load center distance	c (mm)	500	500	500	500
1.8	Load distance, center of drive axle to forks	x (mm)	468	468	468	468
1.9	Wheelbase	y (mm)	1650	1650	1700	1700
Weights						
2.1	Service weight	kg	3510	3825	4219	4500
2.2	Axle loading, loaded front / rear	kg	5143 / 567	5549 / 776	6355 / 863	6788 / 1012
2.3	Axle loading, unloaded front / rear	kg	1652 / 1858	1582 / 2243	1647 / 2572	1609 / 2891
Wheels, Chassis						
3.1	Tires: Pneumatic (P), Solid (S), Non-marking (N)	P	P	P	P	
3.2	Tires size, front	7.00 - 12, 14PR	7.00 - 12, 14PR	28X9 - 15, 14PR	28X9 - 15, 14PR	
3.3	Tires size, rear	6.50 - 10, 14PR	6.50 - 10, 14PR	6.50 - 10, 14PR	6.50 - 10, 14PR	
3.5	Number of wheels front / rear (x/driven wheels)	2x / 2	2x / 2	2x / 2	2x / 2	
3.6	Track width, front	b10 (mm)	999	999	1005	1005
3.7	Track width, rear	b11 (mm)	980	980	980	980
Basic Dimensions						
4.1	Mast / fork carriage tilt forward / backward ( $\alpha/\beta$ )	degrees	6 / 10	6 / 10	6 / 10	6 / 10
4.2	Lowered mast height	h1 (mm)	2175	2175	2190	2260
4.3	Free lift	h2 (mm)	155	155	155	155
4.4	Lift height	h3 (mm)	3305	3305	3305	3305
4.5	Extended mast height	h4 (mm)	4485	4485	4485	4485
4.7	Overhead guard height (cabin)	h5 (mm)	2160 (2170)	2160 (2170)	2180 (2190)	2180 (2190)
4.8	Seat height / standing height	h7 (mm)	1187	1187	1212	1212
4.12	Coupling height	h10 (mm)	295	295	320	320
4.19	Overall length	l1 (mm)	3627	3657	3726	3782
4.20	Length to face of forks	l2 (mm)	2577	2607	2676	2732
4.21	Overall width	b1 (mm)	1200	1200	1228	1228
4.22	Fork dimensions (hook type) (L x W x T)	l x x s (mm)	1050 x 100 x 45	1050 x 100 x 45	1050 x 122 x 45	1050 x 122 x 45
4.23	Fork carriage ISO 2328, class / type AB		2A	2A	3A	3A
4.24	Fork carriage width	b3 (mm)	1102	1102	1102	1102
4.31	Ground clearance, loaded, under mast	m1 (mm)	130	130	145	145
4.32	Ground clearance, centre of wheelbase	m2 (mm)	157	157	181	181
4.33	Aisle width for pallets 1000 x 1200 crossways (L x W)	Ast (mm)	3954	4010	4081	4131
4.34	Aisle width for pallets 800 x 1200 lengthways (W x L)	Ast (mm)	4154	4210	4281	4331
4.35	Turning radius	Wa (mm)	2286	2342	2413	2463
4.36	Smallest pivot point distance	b13 (mm)	714	714	731	731
Performance Data						
5.1	Travel speed, unloaded	km/h	17.1	17.1	18.4	18.4
5.2	Lift speed, loaded / unloaded	mm/s	530 / 590	520 / 590	440 / 490	430 / 490
5.3	Lowering speed, loaded / unloaded	mm/s	500 / 450	500 / 450	500 / 450	500 / 450
5.5	Drawbar pull, loaded	kg	1958	1959	1772	1772
5.7	Gradient performance, loaded	%	31.8	28.5	22.3	20.6
5.10	Service brake		FOOT	FOOT	FOOT	FOOT
Engine						
6.1	Engine manufacturer / type	Yanmar 4TNE92	Yanmar 4TNE92	Yanmar 4TNE92	Yanmar 4TNE92	
6.2	Engine power acc. To ISO 1585	kW/rpm	33.4 (45.4 ps) / 2450	33.4 (45.4 ps) / 2450	33.4 (45.4 ps) / 2450	33.4 (45.4 ps) / 2450
6.3	Maximum Torque	kgf.m/rpm	14.7 / 1600	14.7 / 1600	14.7 / 1600	14.7 / 1600
6.4	No. of cylinder / cubic capacity	EA/cc	4 / 2659	4 / 2659	4 / 2659	4 / 2659
6.5	Fuel consumption acc. to VDI cycle	l/h	3.1	3.2	3.4	3.6
Other Details						
8.1	Type of drive control	PowerShift	PowerShift	PowerShift	PowerShift	
8.2	Operating pressure (system/attachments)	bar	182 / 162	182 / 162	196 / 162	196 / 162
8.3	Hydraulic oil flow (attachments)	l / min	54	54	54	54
8.4	Sound level at driver's ear according to DIN 12053	db (A)	80	80	80	80
8.5	Trailer coupling, type DIN		PIN	PIN	PIN	PIN

# New 9 Series

## Load Capacity



## Optional Items

### • Fork (mm)

25D-9: 900, 1000, 1050 (standard), 1200, 1350, 1500, 1650, 1800  
 30/33D-9, 35DA-9: 900, 1050 (standard), 1150, 1200, 1650, 1800, 1970, 2120, 2300, 2400

### • Fork positioner, Sideshift

• **Tire** : Pneumatic (standard) / Solid (superelastic) / Non-marking / Front double tire

• **Seat** : Armrest, Heat, Backrest Ext, Buckle SW

### • Load Indicator

### • Auto Fork Leveling System

### • Rear View Camera

### • Cabin (Heater & Air Conditioner)

### • Beacon Lamp (Bulb or LED) (Amber, Red, Blue)

### • Rear work Lamp

\* Standard and optional equipment may vary per country. Contact your Hyundai dealer for more information.

\* The photos may include attachments and optional equipment that are not available in your area.

\* Materials and specifications are subject to change without advance notice.

\* All imperial measurements rounded off to the nearest pound or inch.

PLEASE CONTACT

 **N.D.L.T.** 30 Burkitt Road  
 Earlstrees Industrial Estate  
 Corby  
 Northants  
 NN17 4DT

TEL: **01536 201755**  
 Email: **info@ndltcorby.co.uk**



Hyundai Heavy Industries Europe N.V.

VOSSENDAAL 11, 2440 GEEL, BELGIUM TEL: (32) 14-56-2200 FAX: (32) 14-59-3405